

Van Zandt County
Monthly Financial & Investment Report
Month Ending October 31, 2019

TO BE RECORDED IN THE NOVEMBER 27, 2019 MINUTES

OF THE COMMISSIONERS' COURT

BY VAN ZANDT COUNTY CLERK.


SUBMITTED THIS THE 21TH DAY OF NOVEMBER 2019




Kenny Edwards, Treasurer

The Van Zandt County Commissioners' Court, having reviewed the Treasurer's Report as presented, having taken reasonable steps to ensure its accuracy, and based upon presentations of the Treasurer's Office, does hereby approve the Report, subject to the independent auditor's review and does further order that it be filed with the official minutes of this meeting. {LGC 114.026(c)}

In addition, the below signatures affirm that the Treasurers' Report complies with statutes as referenced. {LGC 114.026(d)}S



Don Kirkpatrick, Van Zandt County Judge



Brandon Brown

Commissioner Precinct #1




Keith Pearson

Commissioner Precinct #3



Virgil Melton, Jr.

Commissioner Precinct #2



Tim West

Commissioner Precinct #4

FUND NAME	CHECKING ACCOUNT	CHECKING AMOUNT	TDOA ACCOUNT	TDOA AMOUNT	FUND TOTAL
2020 010 GENERAL FUND	FIN CLEAR AMERICAN CITY JURY	336,662.19	TDOA MBIA	1,228,135.96	1,569,526.73
2020 012 RESERVE FUNDS	FIN CLEAR	3,401.00	TDOA MBIA	1,327.58	
2020 015 SHERIFF CHAPTER 59 FORFEITURE	FIN CLEAR AMERICAN	7,198.99	TDOA MBIA	15,241.09	22,440.08
2020 016 DA FORFEITURE FUND	FIN CLEAR		TDOA MBIA		
	ESGROW #1	3,102.30			
	ESGROW #2	1,820.60			
	ESGROW #3	1,171.02			
	ESGROW #4	302.35			
	ESGROW #5	3,717.21			
	ESGROW #6	556.58			
	ESGROW #7	1,865.58			
	ESGROW #8	520.32			
	ESGROW #9	1,019.59			
	ESGROW #10	29,015.09			
	ESGROW #11	29,651.71			
	ESGROW #12	11,526.01			
	ESGROW #13				
	ESGROW #14				
	ESGROW #15				
	ESGROW #16				
	ESGROW #17	7,188.77			
	ESGROW #18	1,700.65			
	ESGROW #19	1,536.02			
	ESGROW #20	3,509.94			
	ESGROW #21	6,402.03			
	ESGROW #22	2,306.17			
	ESGROW #23	8,137.22			
	ESGROW #24	12,384.63			
	ESGROW #25	528.00			
	ESGROW #26	1,000.24			
	ESGROW #27	2,923.18			
	ESGROW #28	2,710.86			
	ESGROW #29	941.81			
	ESGROW #30	537.31			
	ESGROW #31	328.55			
	ESGROW #32	2,103.04			
	ESGROW #33	3,650.88			
	ESGROW #34	9,649.32			
	ESGROW #35	202.61			
	ESGROW #36	3,128.47			
	ESGROW #37				
	ESGROW #38				
	ESGROW #39	1,479.22			
	ESGROW #40				
	ESGROW #41				
	ESGROW #42				
	ESGROW #43				
	ESGROW #44				
	ESGROW #45				

FUND NAME	CHECKING ACCOUNT	CHECKING AMOUNT	TDOA ACCOUNT	TDOA AMOUNT	FUND TOTAL
2020 017 BUILDING SECURITY FUND	FIN CLEAR	16,945.56	TDOA MBIA		142,752.75
	ESCROW #46				
	ESCROW #47				
	ESCROW #48				
	ESCROW #49				
	ESCROW #50				
	ESCROW #51				
	ESCROW #52				
	ESCROW #53				
	ESCROW #54				
	ESCROW #55		369.59		
	ESCROW #56				
	ESCROW #57				
2020 018 JUSTICE COURT BLDG SECURITY FUND	FIN CLEAR	1,248.65	TDOA	9,342.17	10,590.82
	ESCROW #13	988.86			
	ESCROW #14	1,153.22			
	ESCROW #15	6,491.24			
	ESCROW #16	2,951.95			
	ESCROW #45	1,682.41			
	ESCROW #46				
	ESCROW #47				
	ESCROW #48				
	ESCROW #49				
	ESCROW #50				
	ESCROW #51				
	2020 019 DA FORFEITURE FUND	FIN CLEAR	44,431.10	TDOA	329,537.84
ESCROW #67					
ESCROW #68					
ESCROW #69					
ESCROW #70					
ESCROW #71					
ESCROW #72					
ESCROW #73					
ESCROW #74					
ESCROW #75					
ESCROW #76					
ESCROW #77			2,321.02		
ESCROW #78					
2020 021 ROAD & BRIDGE - PCT. 1	FIN CLEAR	354.83			
	ESCROW #79				
	ESCROW #80				
	ESCROW #81				
	ESCROW #82				
	ESCROW #83		639.78		
	ESCROW #84				
	ESCROW #85				
	ESCROW #86		781.57		
	ESCROW #87				
	ESCROW #88				
	ESCROW #89				

COMBINED STATEMENT OF CASH POSITION FOR OCTOBER

FUND NAME	CHECKING ACCOUNT	CHECKING AMOUNT	TDOA ACCOUNT	TDOA AMOUNT	FUND TOTAL
2020 022 ROAD & BRIDGE - PCT. 2	FIN CLEAR	60,336.14	TDOA MBIA	327,466.14	704,972.14
2020 023 ROAD & BRIDGE - PCT. 3	FIN CLEAR	23,543.38	TDOA MBIA	563,582.61	587,126.64
2020 024 ROAD & BRIDGE - PCT. 4	FIN CLEAR	102,337.25	TDOA MBIA	276,479.73	379,179.39
2020 026 ROAD & BRIDGE - GEN	FIN CLEAR	2,078.63	TDOA MBIA	1,013.96	3,092.59
2020 035 VICTIM COORDINATOR GRANT	FIN CLEAR	4,826.68-	TDOA MBIA		4,826.68-
2020 036 DA FORFEITURE FUND II	FIN CLEAR	2,507.01	TDOA MBIA	3,201.54	5,708.55
2020 037 CONSTABLE PCT #4 SEIZURE	FIN CLEAR	760.89	TDOA MBIA	5,839.11	6,600.00
2020 040 COUNTY LAW LIBRARY FUND	FIN CLEAR	6,895.80	TDOA MBIA	60,254.23	67,150.03
2020 042 COUNTY FREE LIBRARY	FIN CLEAR	6,231.67	TDOA MBIA	77,318.96	86,590.76
2020 047 DIGITIZE RECORDS	FIN CLEAR	9,271.80	TDOA MBIA	29,218.06	34,055.28
2020 048 SUPPLEMENTAL GUARDIANSHIP	FIN CLEAR	4,837.22	TDOA	6,228.73	8,946.23
2020 049 COUNTY CHILD ABUSE PREVENTION	FIN CLEAR	2,717.50	TDOA	.03	.03
2020 050 COURT RELATED PROGRAMS	FIN CLEAR		TDOA MBIA		
2020 052 COUNTY & DISTRICT TECH FUND	FIN CLEAR	2,888.64	TDOA MBIA	3,653.76	6,542.40
2020 053 CAPITALCREDITSECONOMICDEVELOP	FIN CLEAR	3,507.53	TDOA	340,088.58	343,596.11
2020 054 DISTRICT CLERK TECHNOLOGY FUFIN	FIN CLEAR	11,733.64	TDOA	13,865.30	25,598.94
2020 055 CHAPTER 19	FIN CLEAR		TDOA MBIA		
2020 056 COUNTY RECORDS FUND	FIN CLEAR	13,245.98	TDOA MBIA	123,096.79	136,342.77
2020 057 COUNTY CLERK RECORDS FUND	FIN CLEAR	31,315.03	TDOA MBIA	135,675.16	166,990.19
2020 058 DISTRICT CLERK RECORDS FUND	FIN CLEAR	2,246.42	TDOA	5,390.18	7,636.60

DATE 11/21/2019 TIME 11:31

COMBINED STATEMENT OF CASH POSITION FOR OCTOBER

GEL102 PAGE 4

FUND NAME	CHECKING ACCOUNT	CHECKING AMOUNT	TDOA ACCOUNT	TDOA AMOUNT	FUND TOTAL
2020 059 COUNTY CLERK ARCHIVE	FIN CLEAR	38,052.66	TDOA	312,055.16	350,107.82
2020 070 PERMANENT IMPROVEMENT FUND	FIN CLEAR	70,222.15-	TDOA MBIA	150,244.17	80,022.02
2020 075 RIGHT-OF-WAY FUND	FIN CLEAR		TDOA MBIA		
2020 084 TAX ANTICIPATION NOTES	FIN CLEAR		TDOA MBIA		
2020 085 DEBT SERVICE FUND	DEBT CL	101,970.14	TDOA MBIA	7,980.85	269,442.25
2020 087 VZC INDIGENT HEALTH PROGRAM	FIN CLEAR	10,186.91	TDOA MBIA	159,491.26	149,186.91
2020 088 SOIL CONSERVATION DIST FUND	FIN CLEAR	8,742.01	TDOA MBIA	68,838.38	77,580.39
2020 090 APPELLATE JUSTICE SYSTEM FUND	FIN CLEAR	420.35	TDOA MBIA		420.35
2020 095 PAYROLL CLEARING ACCOUNT	PAYCLEAR	194,039.82	MBIA		194,039.82
2020 096 GEN FIXED ASSETS ACCOUNT GRP			MBIA		
2020 097 LONG TERM DEBT GROUP			MBIA		
2020 131 VAN ZANDT COUNTY JAIL	FIN CLEAR	64,958.71-	TDOA MBIA	473,500.00	408,541.29
2020 132 VAN ZANDT COUNTY SHERIFF DEPT	FIN CLEAR	88,396.14-	TDOA MBIA	437,000.00	348,603.86
2020 145 SOLID WASTE GRANT	FIN CLEAR	203.03			203.03
2020 400 FRUITVALE 2011 TXCDBG	710056WATER				
2020 401 BENWHEELERWSC	71348911131115				
2020 402 LITTLEHOPMOOREWSC	130260813				
2020 540 PRETRIAL SUPERVISION	FIN CLEAR	6,431.90	TDOA	133,604.08	140,035.98
2020 541 COMMUNITY SUP & CORRECTIONS	FIN CLEAR	21,524.87	TDOA MBIA	368,425.39	389,950.26
2020 542 ADULT PROBATION CIVIL	FIN CLEAR	4,913.16	TDOA MBIA	50,761.56	363,731.02
2020 543 HIGH RISK SUBSTANCE ABUSE	-CFTN CLEAR	3,730.10	TDOA MBIA	308,056.30	3,730.10
2020 544 HIGH RISK SEX OFFENDER	-CCP FIN CLEAR	2,939.67	TDOA		2,939.67

FUND NAME	CHECKING ACCOUNT	CHECKING AMOUNT	TDOA ACCOUNT	TDOA AMOUNT	FUND TOTAL
2020 545 GRANT C COMMIT REDUCTION PROFITN CLEAR	FIN CLEAR	5,928.25	TDOA		5,928.25
2020 546 JUVENILE PROBATION FUND	FIN CLEAR	1,295.99-	TDOA MBIA		1,295.99-
2020 547 VZCUPD STATE AID GRANT	FIN CLEAR	28,659.11	TDOA MBIA		28,659.11
2020 549 VZCUPD - GRANT N	FIN CLEAR	20,682.98	TDOA MBIA		20,682.98
2020 550 D A SUPPLEMENTAL FUND	FIN CLEAR	4,004.59	TDOA MBIA	91.72	4,096.31
2020 551 VOICES - JUV CJD GRANT	FIN CLEAR	2,166.83-	TDOA		2,166.83-
2020 552 ETCOG RESIDENTIAL	FIN CLEAR	2,707.51-	TDOA		2,707.51-
2020 555 JUVENILE PROBATION INTEREST	FIN CLEAR	70.15	TDOA MBIA	23,812.80	23,882.95
2020 556 REGIONAL SERVICE ENHANCEMENTFIN CLEAR	FIN CLEAR				
2020 558 GRANT S	FIN CLEAR	5,770.25	TDOA MBIA		5,770.25
2020 559 MENTAL IMPAIRMENT CASELOAD	FIN CLEAR	8,557.67	TDOA MBIA		8,557.67
2020 565 INDIGENT DEFENSE GRANT	FIN CLEAR	13,458.29	TDOA	25,483.89	38,942.18
2020 567 FIRE MARSHAL	FIN CLEAR	38,910.67	TDOA	245,606.10	284,516.77
2020 568 TECHNOLOGY RESOURCES	FIN CLEAR		TDOA		
2020 569 HAVA ELECTION GRANT	FIN CLEAR	15,359.98	TDOA		15,359.98
2020 570 GOLDEN WATER SUPPLY CORP	FIN CLEAR				
2020 580 D.A. CHECK COLLECTION FUND	FIN CLEAR	2,939.62	TDOA MBIA	10,597.81	13,537.43
2020 591 CONSTABLE #1 TLEOSE FUND	FIN CLEAR	1,849.26	TDOA MBIA		1,849.26
2020 592 CONSTABLE #2 TLEOSE FUND	FIN CLEAR	1,728.56	MBIA		1,728.56
2020 593 CONSTABLE #3 TLEOSE FUND	FIN CLEAR	1,359.92	MBIA		1,359.92
2020 594 CONSTABLE #4 TLEOSE FUND	FIN CLEAR	4,947.84	TDOA MBIA		4,947.84
2020 595 SHERIFF TLEOSE FUND	FIN CLEAR	8,192.97	MBIA		8,192.97
2020 596 DA TLEOSE FUND	FIN CLEAR	1,613.10	MBIA		1,613.10
2020 600 JUSTICE COURT TECHNOLOGY FUNFIN CLEAR	FIN CLEAR	6,013.11	TDOA	48,292.07	

FUND NAME	CHECKING ACCOUNT	CHECKING AMOUNT	TDOA ACCOUNT	TDOA AMOUNT	FUND TOTAL
2020 800 CONTRIBUTION RELIEF FUND	FIN CLEAR		TDOA	16,082.93	16,082.93
2020 802 VETERAN'S MEMORIAL WALL FUNDFIN CLEAR			TDOA		
2020 803 HISTORICAL COMMISSION	FIN CLEAR	3,663.87	TDOA	5,244.45	8,908.32
2020 804 VAN TORRADO-ASSISTANCE	FIN CLEAR				
2020 805 FEMA - DEC 2015 STORM	FIN CLEAR		TDOA		
2020 806 FEMA APRIL 2016 STORM	FIN CLEAR				
2020 807 HAZARD MITIGATION GRANT	FIN CLEAR	35,364.50-	TDOA		35,364.50-
2020 808 COURTHOUSE PLANNING GRANT	FIN CLEAR				
2020 809 PRETRIAL INTERVENTION PROGRAMFIN CLEAR		7,600.00	TDOA	39,485.64	47,085.64
2020 810 SHERIFF JUSTICE FORFEITURE FIN CLEAR		2,614.14	TDOA	15,320.40	17,934.54
2020 811 SHERIFF TREASURY FORFEITURE FIN CLEAR			TDOA		
2020 812 CONSTABLE PCT #1 FORFEITURE FIN CLEAR		500.00	TDOA		500.00
2020 813 VOICES - JUV CJD GRANT	FIN CLEAR	2,812.30-			2,812.30-
TOTAL		1,157,200.59		6,912,469.01	8,069,669.60

CHECK ACCOUNT

CHECK

ACCOUNT BALANCE - FIN CLEAR	701,759.20
ACCOUNT BALANCE - CTY JURY	3,401.00
ACCOUNT BALANCE - ESCROW #1	3,102.30
ACCOUNT BALANCE - ESCROW #2	1,820.60
ACCOUNT BALANCE - ESCROW #3	1,171.02
ACCOUNT BALANCE - ESCROW #4	302.35
ACCOUNT BALANCE - ESCROW #5	3,717.21
ACCOUNT BALANCE - ESCROW #6	556.58
ACCOUNT BALANCE - ESCROW #7	1,865.58
ACCOUNT BALANCE - ESCROW #8	520.32
ACCOUNT BALANCE - ESCROW #9	1,019.59
ACCOUNT BALANCE - ESCROW #10	29,015.09
ACCOUNT BALANCE - ESCROW #11	651.71
ACCOUNT BALANCE - ESCROW #12	11,526.01
ACCOUNT BALANCE - ESCROW #13	988.86
ACCOUNT BALANCE - ESCROW #14	1,163.22
ACCOUNT BALANCE - ESCROW #15	6,491.24
ACCOUNT BALANCE - ESCROW #16	2,951.95
ACCOUNT BALANCE - ESCROW #17	7,188.77
ACCOUNT BALANCE - ESCROW #18	1,700.65
ACCOUNT BALANCE - ESCROW #19	1,536.02
ACCOUNT BALANCE - ESCROW #20	3,509.94
ACCOUNT BALANCE - ESCROW #21	6,402.03
ACCOUNT BALANCE - ESCROW #22	2,306.17
ACCOUNT BALANCE - ESCROW #23	8,137.22
ACCOUNT BALANCE - ESCROW #24	12,384.63
ACCOUNT BALANCE - ESCROW #25	528.00
ACCOUNT BALANCE - ESCROW #26	1,000.24
ACCOUNT BALANCE - ESCROW #27	2,923.18
ACCOUNT BALANCE - ESCROW #28	2,710.86
ACCOUNT BALANCE - ESCROW #29	941.81
ACCOUNT BALANCE - ESCROW #30	537.31
ACCOUNT BALANCE - ESCROW #31	328.55
ACCOUNT BALANCE - ESCROW #32	2,103.04
ACCOUNT BALANCE - ESCROW #33	3,650.88
ACCOUNT BALANCE - ESCROW #34	9,649.32
ACCOUNT BALANCE - ESCROW #35	202.61
ACCOUNT BALANCE - ESCROW #36	3,128.47
ACCOUNT BALANCE - ESCROW #39	1,479.22
ACCOUNT BALANCE - ESCROW #45	1,682.41
ACCOUNT BALANCE - ESCROW #55	369.59
ACCOUNT BALANCE - ESCROW #58	.30
ACCOUNT BALANCE - ESCROW #60	184.43
ACCOUNT BALANCE - ESCROW #69	5,031.48
ACCOUNT BALANCE - ESCROW #70	1,160.78
ACCOUNT BALANCE - ESCROW #72	4,291.69
ACCOUNT BALANCE - ESCROW #77	2,321.02
ACCOUNT BALANCE - ESCROW #79	354.83
ACCOUNT BALANCE - ESCROW #84	639.78
ACCOUNT BALANCE - ESCROW #86	781.57
ACCOUNT BALANCE - DEBT CL.	101,970.14
ACCOUNT BALANCE - PAYCLEAR	194,039.82

TOTAL

1,157,200.59

TDOA ACCOUNT

TDOA

ACCOUNT BALANCE - TDOA

6,126,057.33

TDOA ACCOUNT

TDOA

ACCOUNT BALANCE - MBIA

786,411.68

TOTAL 6,912,469.01

FUND NAME	**** MONTH TO DATE **** REVENUES	TO DATE EXPENSES	**** YEAR TO DATE **** REVENUES	TO DATE EXPENSES
2020 GENERAL FUND	3,698.88-	720,491.78	3,698.88-	720,491.78
2020 RESERVE FUNDS	.00	.00	.00	.00
2020 SHERIFF CHAPTER 59 FORFEITURE	1,165.27-	.00	1,165.27-	.00
2020 DA FORFEITURE FUND	.00	.00	.00	.00
2020 BUILDING SECURITY FUND	2,816.92	1,933.33	2,816.92	1,933.33
2020 JUSTICE COURT BLDG SECURITY	15.14	788.15	15.14	788.15
2020 DA FORFEITURE FUND	.00	.00	.00	.00
2020 ROAD & BRIDGE - PCT. 1	37,011.85	99,210.29	37,011.85	99,210.29
2020 ROAD & BRIDGE - PCT. 2	44,904.12	109,923.20	44,904.12	109,923.20
2020 ROAD & BRIDGE - PCT. 3	38,107.68	82,163.17	38,107.68	82,163.17
2020 ROAD & BRIDGE - PCT. 4	43,212.41	66,793.93	43,212.41	66,793.93
2020 ROAD & BRIDGE - GEN	4,719.96	2,186.54	4,719.96	2,186.54
2020 VICTIM COORDINATOR GRANT	.00	3,743.90	.00	3,743.90
2020 DA FORFEITURE FUND II	5.91	898.69	5.91	898.69
2020 CONSTABLE PCT #4 SEIZURE	9.46	.00	9.46	.00
2020 COUNTY LAW LIBRARY FUND	1,063.26-	.00	1,063.26-	.00
2020 COUNTY FREE LIBRARY	11,112.90	6,107.92	11,112.90	6,107.92
2020 DIGITIZE RECORDS	327.58-	.00	327.58-	.00
2020 SUPPLEMENTAL GUARDIANSHIP	47.39	.00	47.39	.00
2020 COUNTY CHILD ABUSE PREVENTION	173.96-	.00	173.96-	.00
2020 COURT RELATED PROGRAMS	.00	.00	.00	.00
2020 COUNTY & DISTRICT TECH FUND	71.30-	.00	71.30-	.00
2020 CAPITALCREDITSECONOMICDEVELOP	551.73	.00	551.73	.00
2020 DISTRICT CLERK TECHNOLOGY FUND	607.52-	.00	607.52-	.00
2020 CHAPTER 19	.00	.00	.00	.00
2020 COUNTY RECORDS FUND	580.18-	410.00	580.18-	410.00

FUND NAME	**** MONTH TO DATE **** REVENUES	**** YEAR TO DATE **** REVENUES	**** MONTH TO DATE **** EXPENSES	**** YEAR TO DATE **** EXPENSES
2020 COUNTY CLERK RECORDS FUND	220.10	220.10	.00	.00
2020 DISTRICT CLERK RECORDS FUND	375.39-	375.39-	.00	.00
2020 COUNTY CLERK ARCHIVE	506.24	506.24	.00	.00
2020 PERMANENT IMPROVEMENT FUND	244.17	244.17	.00	.00
2020 RIGHT-OF-WAY FUND	.00	.00	.00	.00
2020 TAX ANTICIPATION NOTES	.00	.00	.00	.00
2020 DEBT SERVICE FUND	6,394.25	6,394.25	.00	.00
2020 VZC INDIGENT HEALTH PROGRAM	12,083.33	12,083.33	3,229.71	3,229.71
2020 SOIL CONSERVATION DIST FUND	111.67	111.67	.00	.00
2020 APPELLATE JUSTICE SYSTEM FUND	212.00-	212.00-	.00	.00
2020 PAYROLL CLEARING ACCOUNT.	.00	.00	.00	.00
2020 GEN FIXED ASSETS ACCOUNT GRP	.00	.00	.00	.00
2020 LONG TERM DEBT GROUP	.00	.00	.00	.00
2020 VAN ZANDT COUNTY JAIL	211,381.75	211,381.75	81,471.72	81,471.72
2020 VAN ZANDT COUNTY SHERIFF DEPT	216,648.17	216,648.17	93,751.59	93,751.59
2020 SOLID WASTE GRANT	.00	.00	.00	.00
2020 FRUITVALE 2011 TXCDBG 710056	.00	.00	.00	.00
2020 BENWHEELERMSC 71348911131115	.00	.00	.00	.00
2020 LITTLEHOPEMOOREMSC713026081315	.00	.00	.00	.00
2020 PRETRIAL SUPERVISION	5,742.81	6,984.42	3,590.42	4,890.03
2020 COMMUNITY SUP & CORRECTIONS	45,522.47	101,404.70	40,332.13	60,580.76
2020 ADULT PROBATION CIVIL	3,238.21	5,522.23	1,193.45	1,692.47
2020 HIGH RISK SUBSTANCE ABUSE -CCP	.00	10,750.00	3,741.42	5,641.13
2020 HIGH RISK SEX OFFENDER -CCP	.00	11,226.00	4,380.96	6,606.49
2020 GRANT C COMMIT REDUCTION PROG	5,046.00	15,137.00	4,640.80	7,508.10
2020 JUVENILE PROBATION FUND	82,867.65	45,472.30	39,262.79	68,652.34

FUND NAME	**** MONTH TO DATE **** REVENUES	DATE	**** YEAR TO DATE **** REVENUES	DATE
2020 VZCJPD STATE AID GRANT	37,769.00	29,862.20	92,285.48	43,435.18
2020 VZCJPD - GRANT N	7,497.00	8,430.66	27,450.00	9,926.73
2020 D A SUPPLEMENTAL FUND	.14	989.57	.14	989.57
2020 VOICES - JUV CJD GRANT	.00	1,377.98	12,672.11	4,206.68
2020 ETCOG RESIDENTIAL	.00	1,230.48	.00	1,230.48
2020 JUVENILE PROBATION INTEREST	2.86	.00	2.86	.00
2020 REGIONAL SERVICE ENHANCEMENT	.00	86.33-	.00	.00
2020 GRANT S	4,273.00	3,674.75	12,819.00	6,531.71
2020 MENTAL IMPAIRMENT CASELOAD	.00	.00	8,618.00	60.33
2020 INDIGENT DEFENSE GRANT	41.34	2,186.33	41.34	2,186.33
2020 FIRE MARSHAL	398.46	5,546.83	398.46	5,546.83
2020 TECHNOLOGY RESOURCES	.00	.00	.00	.00
2020 HAVA ELECTION GRANT	.00	.00	.00	.00
2020 GOLDEN WATER SUPPLY CORP	.00	.00	.00	.00
2020 D.A. CHECK COLLECTION FUND	17.19	639.67	17.19	639.67
2020 CONSTABLE #1 TLEOSE FUND	.00	.00	.00	.00
2020 CONSTABLE #2 TLEOSE FUND	.00	.00	.00	.00
2020 CONSTABLE #3 TLEOSE FUND	.00	.00	.00	.00
2020 CONSTABLE #4 TLEOSE FUND	.00	.00	.00	.00
2020 SHERIFF TLEOSE FUND	.00	120.00	.00	120.00
2020 DA TLEOSE FUND	.00	.00	.00	.00
2020 JUSTICE COURT TECHNOLOGY FUND	86.43	9,655.98	86.43	9,655.98
2020 CONTRIBUTION RELIEF FUND	.00	.00	.00	.00
2020 VETERAN'S MEMORIAL WALL FUND	.00	.00	.00	.00
2020 HISTORICAL COMMISSION	553.50	.00	553.50	.00
2020 VAN TORNADO-ASSISTANCE	.00	.00	.00	.00

FUND NAME	***** MONTH TO DATE ***** REVENUES	***** YEAR TO DATE ***** REVENUES	***** MONTH TO DATE ***** EXPENSES	***** YEAR TO DATE ***** EXPENSES
2020 FEMA - DEC 2015 STORM	.00	.00	.00	.00
2020 FEMA APRIL 2016 STORM	.00	.00	.00	.00
2020 HAZARD MITIGATION GRANT	.00	.00	.00	.00
2020 COURTHOUSE PLANNING GRANT	.00	.00	.00	.00
2020 PRETRIAL INTERVENTION PROGRAM	64.05	64.05	.00	.00
2020 SHERIFF JUSTICE FORFEITURE FUN	24.85	24.85	.00	.00
2020 SHERIFF TREASURY FORFEITURE FU	.00	.00	.00	.00
2020 CONSTABLE PCT #1 FORFEITURE FU	.00	.00	.00	.00
2020 VOICES - JUV CJD GRANT	.00	.00	1,485.32	1,485.32
TOTAL	814,974.77	973,359.87	1,435,359.33	1,514,690.05

ACCOUNT NAME	BEGINNING CASH BALANCE	CASH RECEIPTS	CASH DISBURSEMENTS	ENDING CASH BALANCE
2020 010 GENERAL FUND				
COINS	1.00			1.00
CASH	122,472.49	1,645,748.79	1,431,559.09	336,662.19
RETURNED CHECK FEES	.00	.00	.00	.00
AMERICAN NATIONAL CASH	.00	.00	.00	.00
VZC JURY CASH CLEARING	3,401.00	2,299.00	2,299.00	3,401.00
VZC CHECKING DEBT SERVICE	.00	.00	.00	.00
PETTY CASH COLLECTION-PCT. 1	100.00	.00	.00	100.00
PETTY CASH-CITY CLERK	500.00	.00	.00	500.00
PETTY CASH-DIST CLERK	400.00	.00	.00	400.00
COUNTY COURT JURY CASH	.00	.00	.00	.00
DISTRICT COURT JURY CASH	.00	.00	.00	.00
PETTY CASH-JP #1	200.00	.00	.00	200.00
PETTY CASH-JP #2	200.00	.00	.00	200.00
PETTY CASH - JP#4	200.00	.00	.00	200.00
PETTY CASH-SHERIFF	.00	.00	.00	.00
PETTY CASH-TAX COLLECTOR	3,000.00	.00	.00	3,000.00
PETTY CASH - TAX COLL (BOAT)	.00	.00	.00	.00
PETTY CASH-TAX (BOAT CK ACCT)	2.70	.00	.00	2.70
TIME DEPOSIT ON ACCOUNT	2,363,861.50	4,274.46	1,140,000.00	1,228,135.96
MBIA MUNICIPAL INVESTORS SERV	1,325.23	2.35	.00	1,327.58
FUND TOTALS	2,495,663.92	1,652,324.60	2,573,858.09	1,574,130.43
2020 012 RESERVE FUNDS				
CASH	.00	.00	.00	.00
TIME DEPOSIT ON ACCOUNT	.00	.00	.00	.00
MBIA MUNICIPAL INVESTORS SERV	.00	.00	.00	.00
FUND TOTALS	.00	.00	.00	.00
2020 015 SHERIFF CHAPTER 59 FORFEITURE				
CASH	7,198.99	.00	.00	7,198.99
AMERICAN NATIONAL CASH	.00	.00	.00	.00
CASH-OTHER	.00	.00	.00	.00
TIME DEPOSIT ON ACCOUNT	15,216.36	24.73	.00	15,241.09
MBIA MUNICIPAL INVESTORS SERV	.00	.00	.00	.00
FUND TOTALS	22,415.35	24.73	.00	22,440.08
2020 016 DA FORFEITURE FUND				
CASH	.00	.00	.00	.00
D. A. ESCROW/BART ROGERS	3,102.04	.26	.00	3,102.30
D. A. ESCROW/HURST-LANE	1,820.37	.23	.00	1,820.60
D. A. ESCROW/CALE	1,170.87	.15	.00	1,171.02
D. A. ESCROW/HALL	3,302.31	.04	.00	3,302.35
D. A. ESCROW/RANDALL MOORE	3,716.90	.31	.00	3,717.21
D. A. ESCROW/TIMOTHY HENSON	556.53	.05	.00	556.58
D. A. ESCROW/DALTON KING	1,865.42	.16	.00	1,865.58
D. A. ESCROW/CAREN WHITE	520.28	.04	.00	520.32
D. A. ESCROW/STANLEY CRAVEN	1,019.46	.13	.00	1,019.59
D. A. ESCROW/	29,012.63	2.46	.00	29,015.09
D. A. ESCROW/CULPEPPER	651.66	.05	.00	651.71
D. A. ESCROW/	11,525.03	.98	.00	11,526.01
D. A. ESCROW/	.00	.00	.00	.00
D. A. ESCROW/	.00	.00	.00	.00
D. A. ESCROW/	.00	.00	.00	.00
D. A. ESCROW/	.00	.00	.00	.00
D. A. ESCROW/	7,188.16	.61	.00	7,188.77

ACCOUNT NAME	BEGINNING CASH BALANCE	CASH RECEIPTS	CASH DISBURSEMENTS	ENDING CASH BALANCE
2020 021 ROAD & BRIDGE - PCT. 1				
CASH	132,884.50	147,662.54	236,115.94-	44,431.10
TIME DEPOSIT ON ACCOUNT	428,921.89	615.95	100,000.00-	329,537.84
MBIA MUNICIPAL INVESTORS	3.61	.01	.00	3.62
FUND TOTALS	561,810.00	148,278.50	336,115.94-	373,972.56
2020 022 ROAD & BRIDGE - PCT. 2				
CASH	152,375.18	158,387.47	250,426.51-	60,336.14
TIME DEPOSIT ON ACCOUNT	426,854.32	611.82	100,000.00-	327,466.14
MBIA MUNICIPAL INVESTORS	316,785.13	384.73	.00	317,169.86
FUND TOTALS	896,014.63	159,384.02	350,426.51-	704,972.14
2020 023 ROAD & BRIDGE - PCT. 3				
CASH	153,569.12	225,249.33	355,275.07-	23,543.38
TIME DEPOSIT ON ACCOUNT	737,578.56	1,004.05	175,000.00-	563,582.61
MBIA MUNICIPAL INVESTORS	65	.00	.00	65
FUND TOTALS	891,148.33	226,253.38	530,275.07-	587,126.64
2020 024 ROAD & BRIDGE - PCT. 4				
CASH	150,105.59	228,780.07	276,548.41-	102,337.25
TIME DEPOSIT ON ACCOUNT	450,941.61	538.12	175,000.00-	276,479.73
MBIA MUNICIPAL INVESTORS	361.77	.64	.00	362.41
FUND TOTALS	601,408.97	229,318.83	451,548.41-	379,179.39
2020 026 ROAD & BRIDGE - GEN				
CASH	2,739.58	4,718.32	5,379.27-	2,078.63
TIME DEPOSIT ON ACCOUNT	1,012.32	1.64	.00	1,013.96
MBIA MUNICIPAL INVESTORS	.00	.00	.00	.00
FUND TOTALS	3,751.90	4,719.96	5,379.27-	3,092.59
2020 035 VICTIM COORDINATOR GRANT				
CASH	8,832.29-	11,639.63	7,634.02-	4,826.68-
TIME DEPOSIT ON ACCOUNT	.00	.00	.00	.00
MBIA MUNICIPAL INVESTORS	.00	.00	.00	.00
FUND TOTALS	8,832.29-	11,639.63	7,634.02-	4,826.68-
2020 036 DA FORFEITURE FUND II				
CASH	356.45	5,000.00	2,849.44-	2,507.01
TIME DEPOSIT ON ACCOUNT	8,195.63	5.91	5,000.00-	3,201.54
MBIA MUNICIPAL INVESTORS	.00	.00	.00	.00
FUND TOTALS	8,552.08	5,005.91	7,849.44-	5,708.55
2020 037 CONSTABLE PCT #4 SEIZURE				
CASH	760.89	.00	.00	760.89
TIME DEPOSIT ON ACCOUNT	5,829.65	9.46	.00	5,839.11
MBIA MUNICIPAL INVESTORS	.00	.00	.00	.00
FUND TOTALS	6,590.54	9.46	.00	6,600.00
2020 040 COUNTY LAW LIBRARY FUND				
CASH	7,299.61	3,547.00	3,950.81-	6,895.80

ACCOUNT NAME	BEGINNING CASH BALANCE	CASH RECEIPTS	CASH DISBURSEMENTS	ENDING CASH BALANCE
2020 042 COUNTY FREE LIBRARY	67,156.49	3,644.74	3,950.81	67,150.03
TIME DEPOSIT ON ACCOUNT	.00	.00	.00	.00
MBIA MUNICIPAL INVESTORS SERV	.00	.00	.00	.00
FUND TOTALS	67,156.49	3,644.74	3,950.81	67,150.03
2020 047 DIGITIZE RECORDS	12,546.22	11,327.41	17,641.96	6,231.67
CASH	.00	.00	.00	.00
TIME DEPOSIT ON ACCOUNT	.00	.00	.00	.00
MBIA MUNICIPAL INVESTORS SERV	.00	.00	.00	.00
FUND TOTALS	12,546.22	11,327.41	17,641.96	6,231.67
2020 048 SUPPLEMENTAL GUARDIANSHIP	8,468.80	1,256.00	453.00	9,271.80
CASH	77,193.54	125.42	.00	77,318.96
TIME DEPOSIT ON ACCOUNT	.00	.00	.00	.00
MBIA	.00	.00	.00	.00
FUND TOTALS	85,662.34	1,381.42	453.00	86,590.76
2020 049 COUNTY CHILD ABUSE PREVENTION	5,937.22	300.00	1,400.00	4,837.22
CASH	29,170.67	47.39	.00	29,218.06
TEXPOOL	35,107.89	347.39	1,400.00	34,055.28
FUND TOTALS	64,285.11	394.78	1,400.00	63,285.89
2020 050 COURT RELATED PROGRAMS	2,533.44	368.12	184.06	2,717.50
CASH	6,218.63	10.10	.00	6,228.73
TIME DEPOSIT ON ACCOUNT	8,752.07	378.22	184.06	8,946.23
MBIA MUNICIPAL INVESTORS SERV	.00	.00	.00	.00
FUND TOTALS	16,503.53	556.44	368.12	16,691.85
2020 052 COUNTY & DISTRICT TECH FUND	2,707.72	258.14	77.22	2,888.64
CASH	3,647.84	5.92	.00	3,653.76
TIME DEPOSIT ON ACCOUNT	.00	.00	.00	.00
MBIA	6,355.56	264.06	77.22	6,542.40
FUND TOTALS	9,711.12	329.92	77.22	9,963.82
2020 053 CAPITALCREDITSECONOMICDEVELOP	3,507.53	551.73	.00	3,507.53
CASH	339,536.85	551.73	.00	340,088.58
TIME DEPOSIT ON ACCOUNT	343,044.38	551.73	.00	343,596.11
FUND TOTALS	682,581.23	1,103.46	.00	683,684.69
2020 054 DISTRICT CLERK TECHNOLOGY FUND	11,103.64	1,260.00	630.00	11,733.64
CASH	13,842.82	22.48	.00	13,865.30
TIME DEPOSIT ON ACCOUNT	.00	.00	.00	.00
MBIA MUNICIPAL INVESTORS SERV	.00	.00	.00	.00
FUND TOTALS	24,946.46	1,282.48	630.00	25,598.94
2020 055 CHAPTER 19	.00	.00	.00	.00
TIME DEPOSIT ON ACCOUNT	.00	.00	.00	.00
MBIA	.00	.00	.00	.00
FUND TOTALS	.00	.00	.00	.00
2020 056 COUNTY RECORDS FUND	12,015.33	2,420.52	1,189.87	13,245.98
CASH				

ACCOUNT NAME	BEGINNING CASH BALANCE	CASH RECEIPTS	CASH DISBURSEMENTS	ENDING CASH BALANCE
2020 057 COUNTY CLERK RECORDS FUND				
CASH	21,664.15	9,650.88	.00	31,315.03
TIME DEPOSIT ON ACCOUNT	135,455.06	220.10	.00	135,675.16
MBIA MUNICIPAL INVESTORS SERV	.00	.00	.00	.00
FUND TOTALS	157,119.21	9,870.98	.00	166,990.19
2020 058 DISTRICT CLERK RECORDS FUND				
CASH	1,862.29	768.26	384.13-	2,246.42
TIME DEPOSIT ON ACCOUNT	5,381.44	8.74	.00	5,390.18
FUND TOTALS	7,243.73	777.00	384.13-	7,636.60
2020 059 COUNTY CLERK ARCHIVE				
CASH	28,494.66	9,558.00	.00	38,052.66
TIME DEPOSIT ON ACCOUNT	311,548.92	506.24	.00	312,055.16
FUND TOTALS	340,043.58	10,064.24	.00	350,107.82
2020 070 PERMANENT IMPROVEMENT FUND				
CASH	165,914.35	.00	236,136.50-	70,222.15-
TIME DEPOSIT ON ACCOUNT	.00	150,244.17	.00	150,244.17
MBIA MUNICIPAL INVESTORS SERV	.00	.00	.00	.00
FUND TOTALS	165,914.35	150,244.17	236,136.50-	80,022.02
2020 075 RIGHT-OF-WAY FUND				
CASH	.00	.00	.00	.00
TIME DEPOSIT ON ACCOUNT	.00	.00	.00	.00
MBIA MUNICIPAL INVESTORS SERV	.00	.00	.00	.00
FUND TOTALS	.00	.00	.00	.00
2020 084 TAX ANTICIPATION NOTES				
CASH	.00	.00	.00	.00
TIME DEPOSIT ON ACCOUNT	.00	.00	.00	.00
MBIA	.00	.00	.00	.00
FUND TOTALS	.00	.00	.00	.00
2020 085 DEBT SERVICE FUND				
CASH	96,048.53	5,921.61	.00	101,970.14
TIME DEPOSIT ON ACCOUNT	7,967.91	12.94	.00	7,980.85
MBIA MUNICIPAL INVESTORS SERV	159,031.56	459.70	.00	159,491.26
FUND TOTALS	263,048.00	6,394.25	.00	269,442.25
2020 087 VZC INDIGENT HEALTH PROGRAM				
CASH	5,487.99	12,083.33	7,384.41-	10,186.91
TIME DEPOSIT ON ACCOUNT	139,000.00	.00	.00	139,000.00
MBIA MUNICIPAL INVESTORS SERV	.00	.00	.00	.00
FUND TOTALS	144,487.99	12,083.33	7,384.41-	149,186.91
2020 088 SOIL CONSERVATION DIST FUND				
CASH	8,742.01	.00	.00	8,742.01
TIME DEPOSIT ON ACCOUNT	68,726.71	111.67	.00	68,838.38
MBIA MUNICIPAL INVESTORS SERV	.00	.00	.00	.00
FUND TOTALS	77,468.72	111.67	.00	77,580.39
2020 090 APPELLATE JUSTICE SYSTEM FUND				
CASH	1,270.35	599.00	1,449.00-	420.35

ACCOUNT NAME	BEGINNING CASH BALANCE	CASH RECEIPTS	CASH DISBURSEMENTS	ENDING CASH BALANCE
2020 095 PAYROLL CLEARING ACCOUNT.				
CASH	194,039.82	.00	.00	194,039.82
MBIA MUNICIPAL INVESTORS SERV	.00	.00	.00	.00
FUND TOTALS	194,039.82	.00	.00	194,039.82
2020 096 GEN FIXED ASSETS ACCOUNT GRP				
MBIA MUNICIPAL INVESTORS SERV	.00	.00	.00	.00
FUND TOTALS	.00	.00	.00	.00
2020 097 LONG TERM DEBT GROUP				
MBIA MUNICIPAL INVESTORS SERV	.00	.00	.00	.00
FUND TOTALS	.00	.00	.00	.00
2020 131 VAN ZANDT COUNTY JAIL				
CASH	24,262.07	219,814.60	309,035.38-	64,958.71-
MEDICARE PAYABLE	.00	.00	.00	.00
VOUCHERS PAYABLE	.00	.00	.00	.00
TIME DEPOSIT ON ACCOUNT	443,500.00	30,000.00	.00	473,500.00
MBIA MUNICIPAL INVESTORS SERV	.00	.00	.00	.00
FUND TOTALS	467,762.07	249,814.60	309,035.38-	408,541.29
2020 132 VAN ZANDT COUNTY SHERIFF DEPT				
CASH	12,752.13	216,748.17	317,896.44-	88,396.14-
TIME DEPOSIT ON ACCOUNT	407,000.00	30,000.00	.00	437,000.00
MBIA MUNICIPAL INVESTORS SERV	.00	.00	.00	.00
FUND TOTALS	419,752.13	246,748.17	317,896.44-	348,603.86
2020 145 SOLID WASTE GRANT				
CASH	203.03	.00	.00	203.03
TIME DEPOSIT ON ACCOUNT	.00	.00	.00	.00
FUND TOTALS	203.03	.00	.00	203.03
2020 400 FRUITVALE 2011 TXCDBG 710056				
CASH	.00	.00	.00	.00
WATER GRANT CASH	.00	.00	.00	.00
FUND TOTALS	.00	.00	.00	.00
2020 401 BENWHEELERMSC 71348911131115				
FUND TOTALS	.00	.00	.00	.00
2020 402 LITTLEHOPEMOOREMSC713026081315				
CASH	.00	.00	.00	.00
WATER GRANT CASH	.00	.00	.00	.00
FUND TOTALS	.00	.00	.00	.00
2020 540 PREFTRIAL SUPERVISION				
CASH	618.13	10,525.00	4,711.23-	6,431.90
TDOA	138,386.27	10,217.81	5,000.00-	133,604.08
FUND TOTALS	139,004.40	10,742.81	9,711.23-	140,035.98
2020 541 COMMUNITY SUP & CORRECTIONS				
CASH	36,454.05	44,958.85	59,888.03-	21,524.87
PETTY CASH	100.00	.00	.00	100.00

ACCOUNT NAME	BEGINNING CASH BALANCE	CASH RECEIPTS	CASH DISBURSEMENTS	ENDING CASH BALANCE
2020 542 ADULT PROBATION CIVIL				
CASH	3,932.88	2,610.00	1,629.72-	4,913.16
TD0A	50,679.09	82.47	.00	50,761.56
MBIA	307,510.56	545.74	.00	308,056.30
FUND TOTALS	362,122.53	3,238.21	1,629.72-	363,731.02
2020 543 HIGH RISK SUBSTANCE ABUSE -CCP				
CASH	8,926.58	.00	5,196.48-	3,730.10
TIME DEPOSIT ON ACCOUNT	.00	.00	.00	.00
MBIA MUNICIPAL INVESTORS SERV	.00	.00	.00	.00
FUND TOTALS	8,926.58	.00	5,196.48-	3,730.10
2020 544 HIGH RISK SEX OFFENDER -CCP				
CASH	8,976.46	.00	6,036.79-	2,939.67
TIME DEPOSIT ON ACCOUNT	.00	.00	.00	.00
MBIA MUNICIPAL INVESTORS SERV	.00	.00	.00	.00
FUND TOTALS	8,976.46	.00	6,036.79-	2,939.67
2020 545 GRANT C COMMIT REDUCTION PROG				
CASH	7,759.51	5,046.00	6,877.26-	5,928.25
FUND TOTALS	7,759.51	5,046.00	6,877.26-	5,928.25
2020 546 JUVENILE PROBATION FUND				
CASH	28,112.82-	83,250.29	56,433.46-	1,295.99-
TIME DEPOSIT ON ACCOUNT	.00	.00	.00	.00
MBIA MUNICIPAL INVESTORS SERV	.00	.00	.00	.00
FUND TOTALS	28,112.82-	83,250.29	56,433.46-	1,295.99-
2020 547 VZCJPD STATE AID GRANT				
CASH	33,131.22	37,769.00	42,241.11-	28,659.11
TIME DEPOSIT ON ACCOUNT	.00	.00	.00	.00
MBIA MUNICIPAL INVESTORS SERV	.00	.00	.00	.00
FUND TOTALS	33,131.22	37,769.00	42,241.11-	28,659.11
2020 549 VZCJPD - GRANT N				
CASH	52,001.94	7,497.00	38,815.96-	20,682.98
TIME DEPOSIT ON ACCOUNT	.00	.00	.00	.00
MBIA MUNICIPAL INVESTORS SERV	.00	.00	.00	.00
FUND TOTALS	52,001.94	7,497.00	38,815.96-	20,682.98
2020 550 D A SUPPLEMENTAL FUND				
CASH	6,881.05	.00	2,876.46-	4,004.59
TIME DEPOSIT ON ACCOUNT	91.58	.14	.00	91.72
MBIA MUNICIPAL INVESTORS SERV	.00	.14	.00	.00
FUND TOTALS	6,972.63	.14	2,876.46-	4,096.31
2020 551 VOICES - JUV CJD GRANT				
VOICES - CJD JUV GRANT	12,264.27-	12,672.11	2,574.67-	2,166.83-
TIME DEPOSIT ON ACCOUNT	.00	.00	.00	.00
FUND TOTALS	12,264.27-	12,672.11	2,574.67-	2,166.83-
2020 552 ETCOG RESIDENTIAL				
CASH	861.00-	.00	1,846.51-	2,707.51-

ACCOUNT NAME	FUND TOTALS	BEGINNING CASH BALANCE	CASH RECEIPTS	CASH DISBURSEMENTS	ENDING CASH BALANCE
2020 555 JUVENILE PROBATION INTEREST	CASH	67.29	2.86	.00	70.15
	TIME DEPOSIT ON ACCOUNT	23,812.80	.00	.00	23,812.80
	MBIA MUNICIPAL INVESTORS SERV	.00	.00	.00	.00
	FUND TOTALS	23,880.09	2.86	.00	23,882.95
2020 556 REGIONAL SERVICE ENHANCEMENT	CASH	.00	86.33	86.33	.00
	FUND TOTALS	.00	86.33	86.33	.00
2020 558 GRANT S	CASH	7,256.18	4,331.33	5,817.26	5,770.25
	FUND TOTALS	7,256.18	4,331.33	5,817.26	5,770.25
2020 559 MENTAL IMPAIRMENT CASELOAD	CASH	8,618.00	.00	60.33	8,557.67
	TIME DEPOSIT ON ACCOUNT	.00	.00	.00	.00
	MBIA MUNICIPAL INVESTORS SERV	.00	.00	.00	.00
	FUND TOTALS	8,618.00	.00	60.33	8,557.67
2020 565 INDIGENT DEFENSE GRANT	CASH	18,732.96	.00	5,274.67	13,458.29
	TIME DEPOSIT ON ACCOUNT	25,442.55	41.34	.00	25,483.89
	FUND TOTALS	44,175.51	41.34	5,274.67	38,942.18
2020 567 FIRE MARSHAL	CASH	33,203.59	22,435.00	16,727.92	38,910.67
	TDOA	245,207.64	398.46	.00	245,606.10
	FUND TOTALS	278,411.23	22,833.46	16,727.92	284,516.77
2020 568 TECHNOLOGY RESOURCES	CASH	.00	.00	.00	.00
	TIME DEPOSIT ON ACCOUNT	.00	.00	.00	.00
	FUND TOTALS	.00	.00	.00	.00
2020 569 HAVA ELECTION GRANT	CASH	15,359.98	.00	.00	15,359.98
	FUND TOTALS	15,359.98	.00	.00	15,359.98
2020 570 GOLDEN WATER SUPPLY CORP	CASH	.00	.00	.00	.00
	GOLDEN WATER TDHCA 726216	.00	.00	.00	.00
	MBIA MUNICIPAL INVESTORS SERVI	.00	.00	.00	.00
	FUND TOTALS	.00	.00	.00	.00
2020 580 D.A. CHECK COLLECTION FUND	CASH	3,750.43	57.68	868.49	2,939.62
	TIME DEPOSIT ON ACCOUNT	10,580.62	17.19	.00	10,597.81
	MBIA MUNICIPAL INVESTORS SERV	.00	.00	.00	.00
	FUND TOTALS	14,331.05	74.87	868.49	13,537.43
2020 591 CONSTABLE #1 TLEOSE FUND	CASH	1,849.26	.00	.00	1,849.26
	CASH - CITIZENS NATIONAL	.49	.00	.00	.49
	TDOA	.00	.00	.00	.00
	MBIA MUNICIPAL INVESTORS SERV	.00	.00	.00	.00

ACCOUNT NAME	BEGINNING CASH BALANCE	CASH RECEIPTS	CASH DISBURSEMENTS	ENDING CASH BALANCE
2020 592 CONSTABLE #2 TLEOSE FUND	1,728.56	.00	.00	1,728.56
CASH OTHER	.00	.00	.00	.00
MBIA MUNICIPAL INVESTORS SERV	.00	.00	.00	.00
FUND TOTALS	1,728.56	.00	.00	1,728.56
2020 593 CONSTABLE #3 TLEOSE FUND	1,359.92	.00	.00	1,359.92
CASH	3,738.50	.00	.00	3,738.50
CASH OTHER - CITY NATIONAL	.00	.00	.00	.00
MBIA MUNICIPAL INVESTORS SERV	5,098.42	.00	.00	5,098.42
FUND TOTALS	1,359.92	.00	.00	1,359.92
2020 594 CONSTABLE #4 TLEOSE FUND	4,947.84	.00	.00	4,947.84
CASH	.00	.00	.00	.00
TIME DEPOSIT ON ACCOUNT	.00	.00	.00	.00
MBIA MUNICIPAL INVESTORS SERV	4,947.84	.00	.00	4,947.84
FUND TOTALS	4,947.84	.00	.00	4,947.84
2020 595 SHERIFF TLEOSE FUND	8,312.97	.00	120.00	8,192.97
CASH	.00	.00	.00	.00
MBIA MUNICIPAL INVESTORS SERV	8,312.97	.00	120.00	8,192.97
FUND TOTALS	8,312.97	.00	120.00	8,192.97
2020 596 DA TLEOSE FUND	1,613.10	.00	.00	1,613.10
CASH	1,613.10	.00	.00	1,613.10
MBIA MUNICIPAL INVESTORS SERV	1,613.10	.00	.00	1,613.10
FUND TOTALS	1,613.10	.00	.00	1,613.10
2020 600 JUSTICE COURT TECHNOLOGY FUND	4,716.37	10,952.72	9,655.98	6,013.11
CASH	58,205.64	86.43	10,000.00	48,292.07
TIME DEPOSIT ON ACCOUNT	.00	.00	.00	.00
MBIA MUNICIPAL INVESTORS SERV	62,922.01	11,039.15	19,655.98	54,305.18
FUND TOTALS	62,922.01	11,039.15	19,655.98	54,305.18
2020 800 CONTRIBUTION RELIEF FUND	.00	.00	.00	.00
CASH	16,082.93	.00	.00	16,082.93
TIME DEPOSIT ON ACCOUNT	16,082.93	.00	.00	16,082.93
FUND TOTALS	16,082.93	.00	.00	16,082.93
2020 802 VETERAN'S MEMORIAL WALL FUND	.00	.00	.00	.00
CASH	.00	.00	.00	.00
TIME DEPOSIT ON ACCOUNT	.00	.00	.00	.00
FUND TOTALS	.00	.00	.00	.00
2020 803 HISTORICAL COMMISSION	3,993.87	545.00	875.00	3,663.87
HISTORICAL COMMISSION CASH	5,235.95	8.50	.00	5,244.45
TIME DEPOSIT ON ACCOUNT	9,229.82	553.50	875.00	8,908.32
FUND TOTALS	9,229.82	553.50	875.00	8,908.32
2020 804 VAN TORNADO-ASSISTANCE	.00	.00	.00	.00
VAN TORNADO-ASSISTANCE-CASH	.00	.00	.00	.00
VIASST-TIME DEPOSITION ACCOUNT	.00	.00	.00	.00
FUND TOTALS	.00	.00	.00	.00
2020 805 FEMA - DEC 2015 STORM	.00	.00	.00	.00
CASH	.00	.00	.00	.00

ACCOUNT NAME	BEGINNING CASH BALANCE	CASH RECEIPTS	CASH DISBURSEMENTS	ENDING CASH BALANCE
2020 806 FEMA APRIL 2016 STORM				
CASH	.00	.00	.00	.00
TIME DEPOSIT ON ACCOUNT	.00	.00	.00	.00
FUND TOTALS	.00	.00	.00	.00
2020 807 HAZARD MITIGATION GRANT				
CASH	24,598.50-	.00	10,766.00-	35,364.50-
TIME DEPOSIT ON ACCOUNT	.00	.00	.00	.00
MBIA MUNICIPAL INVESTORS SERV	.00	.00	.00	.00
FUND TOTALS	24,598.50-	.00	10,766.00-	35,364.50-
2020 808 COURTHOUSE PLANNING GRANT				
CASH	.00	.00	.00	.00
WATER GRANT CASH	.00	.00	.00	.00
FUND TOTALS	.00	.00	.00	.00
2020 809 PRETRIAL INTERVENTION PROGRAM				
CASH	3,600.00	4,000.00	.00	7,600.00
TIME DEPOSIT ON ACCOUNT	39,421.59	64.05	.00	39,485.64
FUND TOTALS	43,021.59	4,064.05	.00	47,085.64
2020 810 SHERIFF JUSTICE FORFEITURE FUN				
CASH	2,614.14	.00	.00	2,614.14
TIME DEPOSIT ON ACCOUNT	15,295.55	24.85	.00	15,320.40
FUND TOTALS	17,909.69	24.85	.00	17,934.54
2020 811 SHERIFF TREASURY FORFEITURE FU				
CASH	.00	.00	.00	.00
TIME DEPOSIT ON ACCOUNT	.00	.00	.00	.00
FUND TOTALS	.00	.00	.00	.00
2020 812 CONSTABLE PCT #1 FORFEITURE FU				
CASH	500.00	.00	.00	500.00
TIME DEPOSIT ON ACCOUNT	.00	.00	.00	.00
FUND TOTALS	500.00	.00	.00	500.00
2020 813 VOICES - JUV CJD GRANT				
VOICES - CJD JUV GRANT	.00	.00	2,812.30-	2,812.30-
TIME DEPOSIT ON ACCOUNT	.00	.00	.00	.00
FUND TOTALS	.00	.00	2,812.30-	2,812.30-
GRAND TOTALS	10,143,118.59	3,400,367.08	5,465,374.36-	8,078,111.31

ACCOUNT NUMBER	ACCOUNT NAME	DATE	AMDMT NUMBER	OLD BUDGET AMOUNT	AMENDED BUDGET AMOUNT	AMOUNT OF CHANGE	DESCRIPTION	CLK
2020 010-409-402	CONTRACT SERVICES	10/30/2019	2000007	00	7,000.00	7,000.00	LINE ITEM TRANSFER	MK
2020 010-409-800	CONTINGENCY	10/30/2019	2000007	370,000.00	363,000.00	7,000.00	LINE ITEM TRANSFER	MK
	EXPENDITURES - NON DEPARTMENT			TOTAL AMENDMENTS	TOTAL CHANGES	0.00		
2020 021-380-200	FINANCING ISSURANC	10/17/2019	2000006	00	120,970.00	120,970.00	INCREASE REVENUE & EXPENSE	MK
	EXPENDITURES - R & B PCT.1			TOTAL AMENDMENTS	TOTAL CHANGES	0.00		
2020 021-621-571	EQUIPMENT PURCHASE	10/17/2019	2000006	50,000.00	170,970.00	120,970.00	INCREASE REVENUE & EXPENSE	MK
	EXPENDITURES - R & B PCT.1			TOTAL AMENDMENTS	TOTAL CHANGES	0.00		
2020 022-622-335	ROAD & BRIDGE MATE	10/10/2019	2000005	1,276,523.00	1,269,523.00	7,000.00	LINE ITEM TRANSFER	MK
2020 022-622-461	MACHINERY RENTAL	10/10/2019	2000005	00	7,000.00	7,000.00	LINE ITEM TRANSFER	MK
	EXPENDITURES - R & B PCT.2			TOTAL AMENDMENTS	TOTAL CHANGES	0.00		
2020 023-623-335	ROAD & BRIDGE MATE	10/02/2019	2000003	857,232.00	807,232.00	50,000.00	BUDGET CORRECTION	MK
2020 023-623-402	CONTRACT SERVICES	10/02/2019	2000003	3,500.00	53,500.00	50,000.00	BUDGET CORRECTION	MK
	EXPENDITURES - R & B PCT.3			TOTAL AMENDMENTS	TOTAL CHANGES	0.00		
2020 131-512-312	OFFICE SUPPLIES - VZC JAIL	10/02/2019	2000004	2,000.00	7,000.00	5,000.00	BUDGET CORRECTION	MK
	EXPENDITURES - VZC JAIL			TOTAL AMENDMENTS	TOTAL CHANGES	0.00		
2020 541-344-104	DRUG TESTING	11/19/2019	2000009	00	21,000.00	21,000.00	LINE ITEM TRANS - ADULT BA1	MK
2020 541-344-105	GLOBAL POSITIONING	11/19/2019	2000009	21,000.00	00	21,000.00	LINE ITEM TRANS - ADULT BA1	MK
	EXPENDITURES - OFFENDER			TOTAL AMENDMENTS	TOTAL CHANGES	0.00		
2020 544-574-419	PROFESSIONAL FEES	11/19/2019	2000010	00	337.00	337.00	LINE ITEM TRANS - ADULT BA2	MK
2020 544-574-572	EQUIPMENT	11/19/2019	2000010	337.00	00	337.00	LINE ITEM TRANS - ADULT BA2	MK
	EXPENDITURES - OFFENDER			TOTAL AMENDMENTS	TOTAL CHANGES	0.00		
2020 547-333-114	GRANT R - ALLOCATI	10/31/2019	2000008	7,812.00	7,812.50	0.50	JUVENILE BA #3	MK
	EXPENDITURES - ALLOCATI			TOTAL AMENDMENTS	TOTAL CHANGES	0.50		
2020 547-581-412	NON RESIDENTIAL SRV	09/18/2019	2000002	00	4,960.00	4,960.00	JUV GRANT R INCREASE	MK
2020 547-581-414	MH COUNSELLING - R	10/31/2019	2000008	7,812.00	7,812.50	0.50	JUVENILE BA #3	MK
	EXPENDITURES - TUCP PROBATION			TOTAL AMENDMENTS	TOTAL CHANGES	0.50		
2020 547-587-411	RESIDENTIAL SERVIC	09/18/2019	2000001	00	1,017.48	1,017.48	JUV GRANT A INCREASE	MK
	EXPENDITURES - TUCP RESIDENTIA			TOTAL AMENDMENTS	TOTAL CHANGES	0.00		



P.O. Box 3188 • Longview, Texas 75606 • 903-237-5500

MEMBER FDIC

EQUAL HOUSING LENDER



Return Service Requested

011904

Date 10/31/19
PRIMARY ACCOUNT
ENCLOSURES

Page 1
437



TXBT
TREASURER OF VAN ZANDT COUNTY
FINANCIAL CLEARING
121 E DALLAS RM 101
CANTON TX 75103-1496

C H E C K I N G A C C O U N T

PUBLIC FUNDS CHECKING		NUMBER OF ENCLOSURES	437
ACCOUNT NUMBER	[REDACTED]	Statement Dates	10/01/19 thru 10/31/19
PREVIOUS BALANCE	1,461,007.24	DAYS IN STATEMENT PERIOD	31
28 DEPOSITS	2,425,644.09	AVERAGE LEDGER	1,664,651.54
451 CHECKS/DEBITS	2,288,862.76	AVERAGE COLLECTED	1,657,322.95
SERVICE CHARGE	.00		
INTEREST PAID	.00		
CURRENT BALANCE	1,597,788.57		

D E P O S I T S A N D O T H E R C R E D I T S

Date	Description	Amount
10/02	WIRE TRANSFER CREDIT VAN ZANDT COUNTY FINANCIAL CLEARING FUND ATTN KENNY EDWARDS 121 E DALLAS ST STE 101 FEDERATED SERVICES COMPANY FEDERATED INVESTORS TOWER PITTSBURGH PA 152223 20191002A1Q002BC003785 20191002MMQFMPJR000058 10021359FT03	500,000.00
10/07	PAY VZ CO APPRAISAL PPD	12,742.20
10/07	PAY VZ CO APPRAISAL PPD	85,551.34
10/07	Trsf from Jury Clearing Jury Transfer - o/s cks 2018 Confirmation number 1007190129	1,172.00
10/07	DEPOSIT	174.70
10/07	DEPOSIT	94,557.24
10/08	INV-PAYMTS JUVENILE JUSTICE CTX	8,996.00
10/08	DEPOSIT	32,841.11
10/09	INV-PAYMTS COMP JUDICIARY CTX	4,925.35
10/09	DEPOSIT	80,845.56

NOTICE: SEE REVERSE SIDE FOR IMPORTANT INFORMATION



TXBT-025-011835-001-024-191101 011904 X04
75103149626

Date 10/31/19
PRIMARY ACCOUNT
ENCLOSURES

Page 2
██████████
437

TREASURER OF VAN ZANDT COUNTY
FINANCIAL CLEARING
121 E DALLAS RM 101
CANTON TX 75103

PUBLIC FUNDS CHECKING ██████████ (Continued)

DEPOSITS AND OTHER CREDITS		
Date	Description	Amount
10/10	INV-PAYMTS CPA STATE FISCAL CTX	55,487.11
10/10	DEPOSIT	4,519.34
10/11	INV-PAYMTS TX AGRICULTURE CTX	1,640.30
10/11	INV-PAYMTS FAMILY PROTCT SV CTX	2,642.88
10/11	INV-PAYMTS FAMILY PROTCT SV CTX	2,696.19
10/11	INV-PAYMTS FAMILY PROTCT SV CTX	2,954.78
10/16	INV-PAYMTS CPA STATE FISCAL CTX	68,261.05
10/17	WIRE TRANSFER CREDIT VAN ZANDT COUNTY FINANCIAL CLEARING FUND ATTN KENNY EDWARDS 121 E DALLAS ST STE 101 FEDERATED SERVICES COMPANY FEDERATED INVESTORS TOWER PITTSBURGH PA 152223 20191017A1Q002CC002151 20191017MMQFMPJR000016 10171036FT03	1,000,000.00
10/17	INV-PAYMTS CPA STATE FISCAL CTX	14,501.17
10/18	INV-PAYMTS GOVERNOR FISCAL CTX	11,639.63
10/18	INV-PAYMTS GOVERNOR FISCAL CTX	12,672.11
10/18	DEPOSIT	190,847.83
10/22	INV-PAYMTS JUVENILE JUSTICE CTX	45,519.00
10/24	DEPOSIT	42,318.15
10/24	DEPOSIT	124,190.91
10/29	INV-PAYMTS JUVENILE JUSTICE CTX	70.00
10/29	Trsf from Jury Clearing Jury cks.-Crime Victims Revers	19.00

TXBT-025-011835-001-024-191101 011904 X04

TREASURER OF VAN ZANDT COUNTY
FINANCIAL CLEARING
121 E DALLAS RM 101
CANTON TX 75103

PUBLIC FUNDS CHECKING ██████████ (Continued)

DEPOSITS AND OTHER CREDITS		
Date	Description	Amount
10/30	Confirmation number 1029190029 DEPOSIT	23,859.14

WITHDRAWALS AND OTHER DEBITS		
Date	Description	Amount
10/02	Transf to Payroll clearing Payroll 10/4/2019	250,849.54-
10/02	Confirmation number 1002190052 Transf to Payroll clearing Live PR CK 25277	100.87-
10/03	Confirmation number 1002190084 USATAXPYMT IRS	18.08-
10/03	CCD 220967623270118 PAYMENT BANKCARD	2,148.84-
10/03	\TEL PAYMENTS NATIONWIDE	2,925.00-
10/03	PPD INSURANCE AFLAC	6,714.63-
10/03	CCD 0XH48371395 USATAXPYMT IRS	78,187.30-
10/07	CCD 220967633392082 CHILDSUPP Texas SDU	1,523.23-
10/09	CCD 192770001284417 Transf to Debt Services debt service transfer	5,921.61-
10/10	Confirmation number 1009190102 Transf to Jury clearing Jury checks	2,280.00-
10/15	Confirmation number 1010190050 RECEIVABLE TEXAS COUNTY DRS	87,275.60-
10/17	CCD 0333 REF: VAN ZANDT COUNTY CSCD 023 WIRE TRANSFER DEBIT	4,140.23-
10/17	TDCJ Transf to Payroll clearing Payroll 10/18/2019 confirmation number 1017190035	225,944.20-



TREASURER OF VAN ZANDT COUNTY
 FINANCIAL CLEARING
 121 E DALLAS RM 101
 CANTON TX 75103

PUBLIC FUNDS CHECKING [REDACTED] (Continued)

WITHDRAWALS AND OTHER DEBITS

Date	Description	Amount
10/18	Transf to Payroll clearing Live PR CK 25311 Confirmation number 1018190030	153.41-
10/18	Transf to Payroll clearing Live PR CK 25312 Confirmation number 1018190045	40.84-
10/18	PAYMENTS NATIONWIDE PPD	2,925.00-
10/18	USATAXPYMT IRS CCD 220969181580445	67,126.06-
10/21	USATAXPYMT IRS CCD 220969441094101	14.34-
10/21	USATAXPYMT IRS CCD 220969435413146	30.32-
10/21	CHILDSUPP Texas SDU CCD 192910001302952	1,393.54-
10/30	PAYMENT VISA \WEB	1,096.60-
10/31	Transf to Payroll clearing Payroll 11/1/2019 Confirmation number 1031190183	223,345.22-
10/31	PAYMENT BANKCARD \TEL	2,684.25-

CHECKS IN NUMERICAL ORDER

Date	Check No	Amount	Date	Check No	Amount
10/09	66501 ✓	✓240.00	10/07	68016*	500.00
10/18	67260*	365.00	10/04	68019*	512.00
10/30	67336*	53.80	10/02	68032*	225.16
10/09	67404*	200.00	10/07	68063*	2,130.90
10/02	67517*	1,201.06	10/01	68071*	150.00
10/07	67853*	1,900.00	10/07	68077*	260.90
10/21	67876*	600.53	10/01	68081*	1,530.00
10/08	67877	1,206.06	10/01	68092*	12.75
10/02	67901*	600.53	10/02	68100*	1,350.00
10/01	67915*	600.53	10/01	68101	1,147.50
10/03	67997*	148.00	10/11	68104*	240.00

* Indicates break in check number sequence

TXBT-025-011835-001-024-191101 011904 X04

TREASURER OF VAN ZANDT COUNTY
FINANCIAL CLEARING
121 E DALLAS RM 101
CANTON TX 75103

PUBLIC FUNDS CHECKING

██████████ (Continued)

CHECKS IN NUMERICAL ORDER

Date	Check No	Amount	Date	Check No	Amount
10/02	68111*	187.95	10/08	68204	350.00
10/08	68113*	500.00	10/09	68205	396.21
10/01	68119*	850.00	10/08	68206	1,840.00
10/03	68121*	876.12	10/03	68207	90.15
10/01	68133*	679.00	10/09	68208	6,270.19
10/01	68136*	182.00	10/08	68209	122.10
10/01	68138*	600.00	10/09	68210	2,500.00
10/01	68147*	10,646.58	10/08	68211	306.24
10/07	68157*	700.00	10/09	68212	68.81
10/03	68163*	169.82	10/09	68213	595.37
10/01	68173*	12,465.54	10/23	68214	644.20
10/01	68175*	497.13	10/23	68215	3,500.00
10/02	68176	78.00	10/08	68216	600.53
10/01	68177	49.95	10/09	68217	80.49
10/01	68178	32.62	10/07	68218	477.26
10/04	68179	78.07	10/15	68219	365.49
10/02	68180	58.50	10/08	68220	28.60
10/07	68181	107.54	10/09	68221	2,662.45
10/01	68182	180.35	10/09	68222	248.48
10/10	68183	168.00	10/11	68223	37.71
10/03	68184	136.29	10/10	68224	153.16
10/03	68185	5,452.00	10/10	68225	109.80
10/02	68186	287.11	10/09	68226	677.56
10/04	68187	91.71	10/09	68227	50.62
10/02	68189*	651.00	10/10	68228	270.00
10/03	68190	17.30	10/09	68229	1,773.10
10/07	68191	240.67	10/08	68230	430.00
10/01	68192	585.00	10/08	68231	96,398.33
10/04	68193	492.00	10/16	68232	1,143.70
10/03	68194	23.72	10/09	68233	215.00
10/03	68195	1,055.04	10/16	68234	205.77
10/07	68196	127.50	10/08	68235	2,373.94
10/08	68197	4,935.40	10/09	68236	9,131.41
10/08	68198	3,566.86	10/09	68237	127.00
10/09	68199	3,700.00	10/16	68238	75.00
10/10	68200	15.66	10/08	68239	1,122.67
10/10	68201	18.33	10/21	68240	600.53
10/08	68202	186.73	10/08	68241	1,206.06
10/08	68203	525.00	10/07	68242	1,973.20

* Indicates break in check number sequence



TREASURER OF VAN ZANDT COUNTY
 FINANCIAL CLEARING
 121 E DALLAS RM 101
 CANTON TX 75103

PUBLIC FUNDS CHECKING [REDACTED] (continued)

CHECKS IN NUMERICAL ORDER

Date	Check No	Amount	Date	Check No	Amount
10/08	68243	350.00	10/07	68287	225.00
10/09	68244	365.57	10/09	68288	68.44
10/11	68245	2,000.00	10/08	68289	854.23
10/07	68246	468.40	10/16	68290	875.00
10/17	68249*	1,300.05	10/11	68291	245.00
10/07	68250	1,011.80	10/07	68292	1,981.05
10/08	68251	1,690.00	10/04	68293	67.50
10/23	68252	1,590.26	10/09	68294	247.55
10/09	68253	514.31	10/09	68295	1,438.00
10/09	68254	37,621.15	10/16	68296	347.95
10/15	68255	1,075.00	10/09	68297	74.09
10/07	68256	317.44	10/07	68298	2,173.22
10/10	68257	700.00	10/23	68299	600.53
10/08	68258	1,550.00	10/07	68300	1,091.00
10/09	68259	4,190.00	10/08	68301	496.80
10/08	68260	1,045.00	10/09	68302	4,185.90
10/07	68261	158.73	10/11	68303	371.80
10/09	68263*	1,284.00	10/25	68304	350.00
10/10	68264	750.00	10/04	68305	500.00
10/08	68266*	750.00	10/07	68306	1,337.32
10/10	68267	403.42	10/30	68307	74.50
10/08	68268	125.00	10/31	68308	3,138.53
10/07	68269	7,056.32	10/15	68309	2,425.00
10/08	68270	73.00	10/07	68310	13,500.00
10/10	68271	1,746.00	10/09	68311	106.65
10/10	68272	196.00	10/09	68312	90.00
10/15	68273	90.00	10/08	68313	206.00
10/08	68274	98.95	10/10	68314	360.00
10/15	68275	187.00	10/08	68315	171,349.23
10/10	68276	250.00	10/02	68316	1,840.00
10/07	68277	158.42	10/15	68317	600.00
10/16	68278	750.00	10/11	68318	75.00
10/09	68279	66.02	10/16	68319	85.00
10/07	68280	2,625.00	10/09	68320	361.95
10/08	68281	600.53	10/07	68321	54.84
10/09	68283*	499.99	10/09	68323*	2,620.76
10/29	68284	600.53	10/08	68324	792.53
10/07	68285	94.94	10/10	68325	3,161.67
10/10	68286	7.00	10/09	68326	145.60

* Indicates break in check number sequence

TREASURER OF VAN ZANDT COUNTY
FINANCIAL CLEARING
121 E DALLAS RM 101
CANTON TX 75103

PUBLIC FUNDS CHECKING

██████████ (Continued)

CHECKS IN NUMERICAL ORDER

Date	Check No	Amount	Date	Check No	Amount
10/08	68327	151.96	10/16	68367	1,149.00
10/08	68328	300.00	10/15	68368	211.50
10/08	68329	910.82	10/18	68369	260.00
10/08	68330	240.00	10/15	68370	50.00
10/07	68331	7,819.52	10/15	68371	6.79
10/10	68332	1,840.68	10/15	68372	53.87
10/15	68333	644.78	10/17	68373	1,732.50
10/11	68334	600.53	10/16	68374	270.63
10/08	68335	17.96	10/17	68375	401.44
10/15	68336	34.96	10/17	68376	138.45
10/15	68337	63.40	10/16	68377	200.00
10/08	68338	101,798.67	10/18	68378	707.54
10/08	68339	2,200.00	10/17	68379	225.60
10/16	68340	72.00	10/18	68380	3,750.00
10/08	68341	228.67	10/18	68381	205.00
10/10	68342	52.07	10/15	68382	5,493.74
10/08	68343	711.71	10/15	68383	67.00
10/09	68344	420.30	10/18	68384	125.00
10/07	68345	60,999.41	10/16	68385	122,646.92
10/10	68346	43.64	10/09	68386	8.14
10/08	68347	49.95	10/16	68387	23,873.00
10/08	68348	444.66	10/16	68388	5,009.10
10/07	68349	53.87	10/15	68389	110.00
10/15	68350	651.03	10/22	68390	50.00
10/08	68352*	85.40	10/22	68391	50.00
10/09	68353	36.58	10/17	68392	201.14
10/07	68354	6,288.39	10/15	68393	110.00
10/10	68355	97.50	10/15	68394	445.00
10/04	68356	520.83	10/22	68395	200.00
10/04	68357	520.83	10/15	68396	452.00
10/16	68358	60.32	10/18	68397	201.14
10/15	68359	630.00	10/17	68398	85.00
10/10	68360	264.87	10/25	68399	120.80
10/15	68361	10.45	10/16	68400	327.33
10/18	68362	306.04	10/16	68401	1,178.29
10/23	68363	51.45	10/16	68402	250.00
10/17	68364	41.08	10/16	68403	200.00
10/17	68365	39.53	10/18	68404	1,350.00
10/16	68366	24.35	10/18	68405	955.04

* Indicates break in check number sequence



TREASURER OF VAN ZANDT COUNTY
 FINANCIAL CLEARING
 121 E DALLAS RM 101
 CANTON TX 75103

PUBLIC FUNDS CHECKING [REDACTED] (Continued)

CHECKS IN NUMERICAL ORDER

Date	Check No	Amount	Date	Check No	Amount
10/22	68410*	181.19	10/23	68453*	8,242.20
10/22	68411	3,174.96	10/29	68454	1,400.00
10/22	68412	750.00	10/23	68455	5,225.78
10/23	68413	43.32	10/23	68456	7.30
10/23	68414	31.05	10/23	68457	4,428.34
10/21	68415	189.93	10/25	68458	85.15
10/23	68416	7,500.00	10/21	68459	422.58
10/22	68417	350.00	10/22	68460	500.00
10/30	68418	907.46	10/24	68461	1,080.00
10/22	68419	6,201.05	10/22	68462	2,000.00
10/23	68420	171.60	10/23	68463	155.50
10/24	68421	350.00	10/24	68464	2,224.24
10/23	68422	99.02	10/21	68465	2,085.00
10/29	68423	717.90	10/22	68466	850.00
10/17	68424	13.50	10/21	68467	50.00
10/21	68425	17.19	10/22	68468	350.97
10/25	68426	79,528.91	10/23	68469	1,891.18
10/23	68427	4,400.00	10/22	68471*	355.74
10/24	68428	534.40	10/22	68472	239.13
10/21	68429	505.68	10/21	68473	228.77
10/29	68431*	145.71	10/25	68474	220.00
10/23	68432	264.00	10/22	68475	24.50
10/24	68433	69.99	10/22	68476	350.00
10/28	68434	358.00	10/28	68477	5,383.00
10/29	68435	125.00	10/21	68478	525.78
10/23	68436	1,042.50	10/23	68479	5,000.00
10/22	68437	2,115.60	10/21	68480	355.00
10/30	68438	50.00	10/18	68481	292.50
10/23	68439	25,640.71	10/22	68482	3,462.60
10/25	68440	42.14	10/22	68483	350.00
10/29	68443*	287.30	10/22	68484	426.25
10/23	68444	20.13	10/24	68485	705.00
10/23	68445	277.00	10/18	68486	51.50
10/23	68446	5,517.24	10/21	68487	142.73
10/21	68447	615.97	10/23	68488	19.58
10/31	68448	55,726.70	10/22	68489	450.00
10/25	68449	180.00	10/21	68490	1,425.00
10/29	68450	347.10	10/22	68491	375.00
10/23	68451	456.63	10/23	68493*	189.79

* Indicates break in check number sequence

TREASURER OF VAN ZANDT COUNTY
FINANCIAL CLEARING
121 E DALLAS RM 101
CANTON TX 75103

PUBLIC FUNDS CHECKING

██████████ (Continued)

CHECKS IN NUMERICAL ORDER

Date	Check No	Amount	Date	Check No	Amount
10/22	68494	27.96	10/23	68536	144.00
10/30	68495	200.00	10/22	68538*	675.00
10/22	68496	165.00	10/21	68539	264.60
10/23	68497	75.41	10/24	68540	1,130.00
10/22	68498	1,426.77	10/22	68541	39.29
10/22	68500*	7,290.90	10/23	68542	621.52
10/23	68501	907.50	10/24	68543	255.20
10/18	68502	223.00	10/24	68544	6,000.00
10/23	68503	1,918.42	10/22	68545	49.98
10/28	68504	162.00	10/22	68546	330.56
10/23	68505	6,220.80	10/24	68548*	250.68
10/24	68506	27.32	10/21	68549	145.71
10/30	68507	21,361.00	10/23	68550	24.00
10/24	68508	1,759.61	10/22	68551	151.96
10/21	68509	2,012.04	10/23	68552	378.00
10/21	68510	1,709.04	10/21	68553	47.82
10/22	68511	10.00	10/22	68554	372.55
10/22	68512	265.00	10/22	68555	182.31
10/23	68513	1,800.00	10/23	68556	55.74
10/21	68514	1,314.62	10/30	68557	8,400.00
10/30	68515	66.84	10/22	68558	257.10
10/31	68516	121.48	10/23	68559	28.59
10/23	68517	489.18	10/23	68560	114.00
10/23	68518	305.23	10/24	68561	420.30
10/25	68520*	25.00	10/18	68562	61,460.90
10/18	68521	45.46	10/23	68563	312.14
10/31	68523*	93.10	10/23	68564	600.00
10/28	68524	90.00	10/21	68565	35.39
10/28	68525	401.47	10/22	68566	625.00
10/28	68526	3.00	10/25	68567	5,190.00
10/22	68527	110.85	10/22	68568	350.01
10/28	68528	225.00	10/21	68569	43.12
10/28	68529	150.00	10/25	68570	520.99
10/23	68530	200.00	10/23	68571	490.00
10/22	68531	33,184.65	10/29	68572	35.00
10/25	68532	245.00	10/28	68573	330.00
10/30	68533	780.00	10/22	68574	170.00
10/30	68534	1,344.00	10/24	68575	598.67
10/23	68535	1,799.00	10/24	68576	414.52

* Indicates break in check number sequence



Date 10/31/19
 PRIMARY ACCOUNT
 ENCLOSURES

Page 10
 [REDACTED]
 437

TREASURER OF VAN ZANDT COUNTY
 FINANCIAL CLEARING
 121 E DALLAS RM 101
 CANTON TX 75103

PUBLIC FUNDS CHECKING [REDACTED] (Continued)

CHECKS IN NUMERICAL ORDER

Date	Check No	Amount	Date	Check No	Amount
10/28	68577	825.00	10/28	68587	29.40
10/23	68580*	1,937.89	10/28	68588	426.86
10/22	68581	381.00	10/28	68589	1,921.77
10/23	68582	94.07	10/31	68597*	43.12
10/28	68583	90.00	10/31	68605*	53.87
10/28	68584	26.50	10/31	68685*	585.00
10/31	68585	372.00	10/30	68729*	828.80
10/23	68586	7.50	10/31	68740*	23,125.00

* Indicates break in check number sequence

DAILY BALANCE INFORMATION

Date	Balance	Date	Balance	Date	Balance
10/01	1,430,798.29	10/11	1,338,532.84	10/24	2,018,880.23
10/02	1,673,368.57	10/15	1,237,480.23	10/25	1,932,372.24
10/03	1,575,406.28	10/16	1,146,997.92	10/28	1,921,950.24
10/04	1,572,623.34	10/17	1,927,236.37	10/29	1,918,380.70
10/07	1,649,464.95	10/18	2,001,852.51	10/30	1,907,076.84
10/08	1,288,482.47	10/21	1,987,077.28	10/31	1,597,788.57
10/09	1,285,050.08	10/22	1,963,723.40		
10/10	1,332,168.73	10/23	1,868,191.10		

END OF STATEMENT

TXBT-025-011835-001-024-191101 011904 X04

TexPool Participant Services
 C/O Federated Investors Inc.
 1001 Texas Avenue, Suite 1150
 Houston, TX 77002



Participant Statement

VAN ZANDT COUNTY
 FINANCIAL CLEARING FUND
 ATTN KENNY EDWARDS
 121 E DALLAS ST STE 101
 CANTON TX 75103-1496

Statement Period **10/01/2019 - 10/31/2019**

Page 1 of 2

Customer Service **1-866-TEX-POOL**
 Location ID **000078331**
 Investor ID **[REDACTED]**

TexPool Update

Get the latest insights from key market strategists. Our portfolio managers and strategists provide weekly updates on news and trends in the financial industry. Visit the Market Views page at TexPool.com for the latest commentary.

TexPool Summary

Pool Name	Beginning Balance	Total Deposits	Total Withdrawals	Total Interest	Current Balance	Average Balance
Texas Local Government Investment Pool	\$7,615,251.86	\$0.00	\$1,500,000.00	\$10,805.47	\$6,126,057.33	\$6,647,858.49
Total Dollar Value	\$7,615,251.86	\$0.00	\$1,500,000.00	\$10,805.47	\$6,126,057.33	

Portfolio Value

Pool Name	Pool/Account	Market Value (10/01/2019)	Share Price (10/31/2019)	Shares Owned (10/31/2019)	Market Value (10/31/2019)
Texas Local Government Investment Pool	[REDACTED]	\$7,615,251.86	\$1.00	6,126,057.330	\$6,126,057.33
Total Dollar Value		\$7,615,251.86			\$6,126,057.33

Interest Summary

Pool Name	Pool/Account	Month-to-Date Interest	Year-to-Date Interest
Texas Local Government Investment Pool	[REDACTED]	\$10,805.47	\$199,447.21
Total		\$10,805.47	\$199,447.21



Transaction Detail

Texas Local Government Investment Pool

Participant: VAN ZANDT COUNTY

Pool/Account: ██████████

Transaction Date	Settlement Date	Transaction Description	Transaction Dollar Amount	Share Price	Shares This Transaction	Shares Owned
10/01/2019	10/01/2019	BEGINNING BALANCE	\$7,615,251.86	\$1.00		7,615,251.860
10/02/2019	10/02/2019	WITHDRAWAL	\$500,000.00-	\$1.00	500,000.000-	7,115,251.860
10/17/2019	10/17/2019	WITHDRAWAL	\$1,000,000.00-	\$1.00	1,000,000.000-	6,115,251.860
10/31/2019	10/31/2019	MONTHLY POSTING	\$10,805.47	\$1.00	10,805.470	6,126,057.330
Account Value as of 10/31/2019			\$6,126,057.33	\$1.00		6,126,057.330



Van Zandt County Treasurer

Summary Statement

October 2019

NOV - 4 2019

Van Zandt County

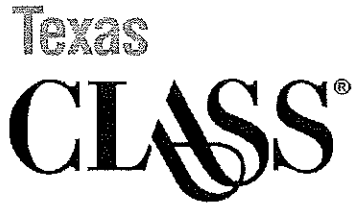
RECEIVED Irma Hayes

121 East Dallas Street, Room 101
Canton, TX 75103

TXCLASS

Average Monthly Yield: 2.09%

	Beginning Balance	Contributions	Withdrawals	Income Earned	Income Earned YTD	Average Daily Balance	Month End Balance
FINANCIAL CLEARING	785,018.51	0.00	0.00	1,393.17	15,873.73	785,765.63	786,411.68
Total	785,018.51	0.00	0.00	1,393.17	15,873.73	785,765.63	786,411.68



Account Statement

October 2019

Van Zandt County

121 East Dallas Street, Room 101
Canton, TX 75103

TXCLASS [REDACTED]

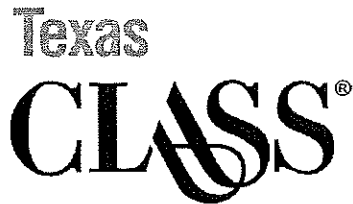
Summary

Average Monthly Yield: 2.09%

	Beginning Balance	Contributions	Withdrawals	Income Earned	Average Daily Balance	Month End Balance
[REDACTED] FINANCIAL CLEARING	785,018.51	0.00	0.00	1,393.17	785,765.63	786,411.68

Transactions

Transaction Date	Transaction Description	Contributions & Income Earned	Withdrawals	Balance	Transaction Number
10/01/2019	Beginning Balance			785,018.51	
10/31/2019	Income Earned For The Period	1,393.17			
10/31/2019	Ending Balance			786,411.68	



Daily Rates

October 2019

TXCLASS

Date	Dividend Rate	Daily Yield
01-Oct-19	0.000058862	2.15%
02-Oct-19	0.000058496	2.14%
03-Oct-19	0.000058274	2.13%
04-Oct-19	0.000058239	2.13%
05-Oct-19	0.000058239	2.13%
06-Oct-19	0.000058239	2.13%
07-Oct-19	0.000058039	2.12%
08-Oct-19	0.000057974	2.12%
09-Oct-19	0.000057822	2.11%
10-Oct-19	0.000057890	2.11%
11-Oct-19	0.000057701	2.11%
12-Oct-19	0.000057701	2.11%
13-Oct-19	0.000057701	2.11%
14-Oct-19	0.000057701	2.11%
15-Oct-19	0.000057137	2.09%
16-Oct-19	0.000057400	2.10%
17-Oct-19	0.000057354	2.09%
18-Oct-19	0.000057187	2.09%
19-Oct-19	0.000057187	2.09%
20-Oct-19	0.000057187	2.09%
21-Oct-19	0.000056852	2.08%
22-Oct-19	0.000056578	2.07%
23-Oct-19	0.000056323	2.06%
24-Oct-19	0.000056236	2.05%
25-Oct-19	0.000055922	2.04%
26-Oct-19	0.000055922	2.04%
27-Oct-19	0.000055922	2.04%
28-Oct-19	0.000055932	2.04%
29-Oct-19	0.000055921	2.04%
30-Oct-19	0.000055870	2.04%
31-Oct-19	0.000055414	2.02%